

BTA[®] Size 4EVM

Part Numbers: Clockwise Rotation 195929-0XX
Counter-Clockwise Rotation 195938-0XX

All catalogue products manufactured after April 1, 2006 are RoHS Compliant

Performance

	100%	50%	25%	10%		
Maximum Duty Cycle	100%	50%	25%	10%		
Maximum ON Time (sec)	∞	40	15	4		
when pulsed continuously ¹						
Maximum ON Time (sec)	∞	108	34	9		
for single pulse ²						
Typical Energise Time (msec) ³	27	19	14	10		
Watts (@ 20°C)	14.5	29	58	145		
Ampere Turns (@ 20°C)	510	721	1020	1613		
Coil Data						
awg (0XX) ⁴	Resistance (@20°C)	# Turns ⁵	VDC (Nom)	VDC (Nom)	VDC (Nom)	VDC (Nom)
23	0.71	104	3.2	4.5	6.4	10.1
24	1.54	174	4.7	6.7	9.4	14.9
25	2.15	195	5.6	7.9	11.2	17.6
26	3.01	219	6.6	9.3	13.2	20.9
27	5.78	328	9.2	12.9	18.3	28.9
28	8.09	368	10.8	15.3	21.7	34.3
29	14.40	515	14.5	20.4	28.9	45.7
30	20.11	575	18.9	26.7	37.7	59.6
31	34.40	774	22.3	31.6	44.6	71.0
32	56.60	1008	28.7	40.5	57.0	91.0
33	91.40	1288	36.0	52.0	73.0	115.0

Specifications

Dielectric Strength	1000 VRMS (23-24 awg); 1200 VRMS (25-33 awg)
Recommended Minimum Heat Sink	Maximum watts dissipated by solenoid are based on an unrestricted flow of air at 20°C, with solenoid mounted on the equivalent of an aluminium plate measuring 159 mm square by 3.2 mm thick
Thermal Resistance	7.63 (°C/watt)
Rotor Inertia	13.92 (gm-cm ²)
Weight	227 g
Dimensions	See page C10

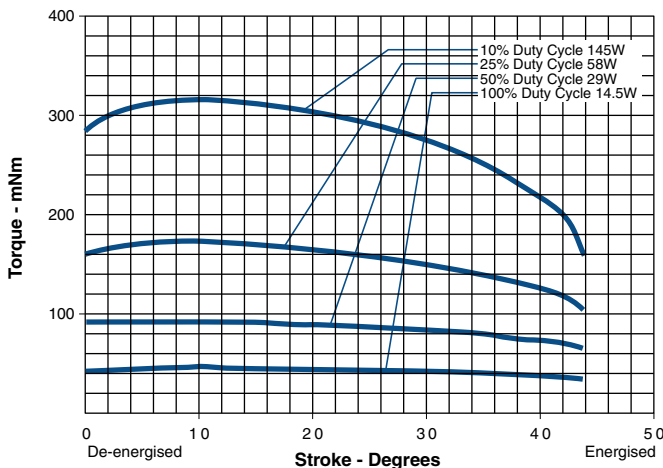
How to Order

Add the coil awg number (0XX) to the part number (for example: to order a 25% duty cycle clockwise rotation unit rated at 15.2 VDC, specify 195929-026).

Please see www.ledex.com (click on Stock Products tab) for our list of stock products available through our distributors.

- 1 Continuously pulsed at stated watts and duty cycle
- 2 Single pulse at stated watts (with coil at ambient room temperature 20°C)
- 3 Typical energise time based on a 5.65 mNm torque load including 1.4×10^{-6} kgm² of inertia
- 4 Other coil awg sizes available — please consult factory
- 5 Reference number of turns

Size 4EVM — Typical Torque @ 20°C



Notes:

Torque curves shown are without spring.

Typical standard spring has a torque of 21.2 mNm.

Torque values are for reference only.

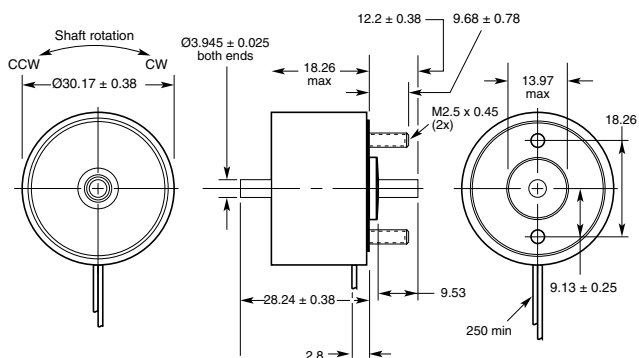
All specifications subject to change without notice.

BTA® Dimensions

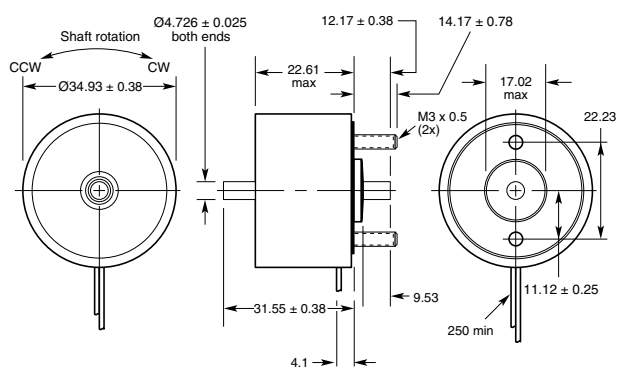
inches (mm)

ROTARY BTA®

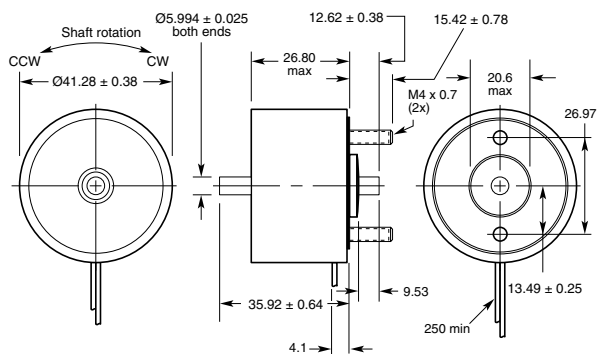
Size 2EVM



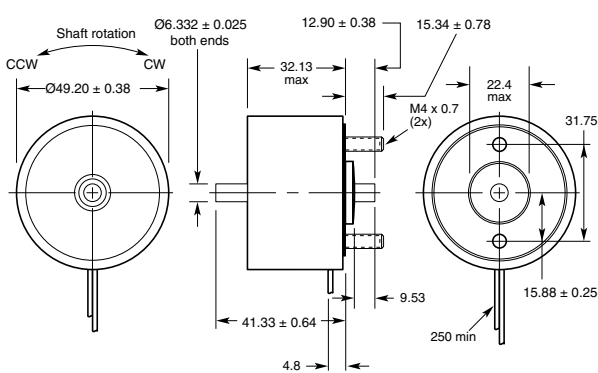
Size 3EVM



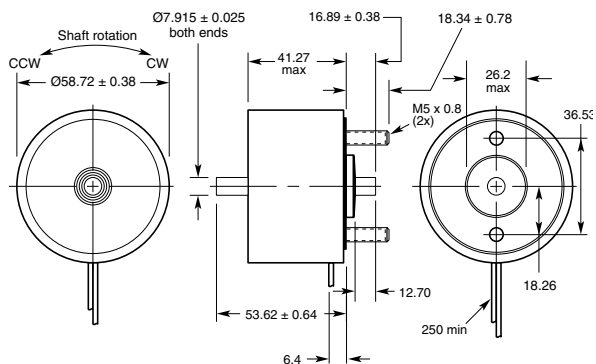
Size 4EVM



Size 5EVM



Size 6EVM



All specifications subject to change without notice.