

BTA[®] Size 2EVM

Part Numbers: Clockwise Rotation 195927-0XX
Counter-Clockwise Rotation 195936-0XX


All catalogue products manufactured after April 1, 2006 are RoHS Compliant

Performance

Maximum Duty Cycle*	50%	25%	10%		
Maximum ON Time (sec)	15	6	2		
when pulsed continuously ¹					
Maximum ON Time (sec)	44	15	4		
for single pulse ²					
Typical Energise Time (msec) ³	15	11	8		
Watts (@ 20°C)	20	40	100		
Ampere Turns (@ 20°C)	469	663	1048		
Coil Data					
awg (0XX) ⁴	Resistance (@20°C)	# Turns ⁵	VDC (Nom)	VDC (Nom)	VDC (Nom)
24	0.47	72	3.1	4.3	6.9
25	0.67	82	3.7	5.2	8.2
26	0.94	92	4.3	6.1	9.7
27	1.33	104	5.2	7.3	11.5
28	2.86	174	7.6	10.7	16.9
29	4.01	195	9.0	12.7	20.0
30	7.69	292	12.4	17.5	27.7
31	10.80	328	14.7	20.8	32.9
32	19.26	460	19.6	27.8	43.9
33	26.96	515	23.2	32.8	52.0
34	45.82	690	30.3	42.8	68.0
35	63.76	768	35.7	50.0	80.0

*Not recommended for 100% duty cycle.

- Well-suited for battery operation.



See the "Battery Operated Solenoids" section for complete information.

Specifications

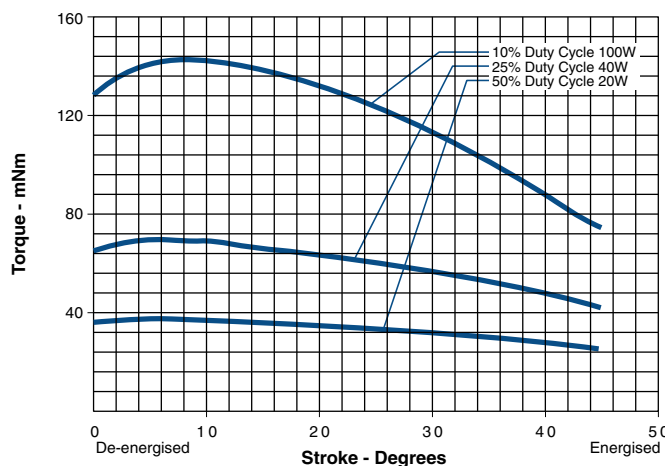
Dielectric Strength	1000 VRMS
Recommended Minimum Heat Sink	Maximum watts dissipated by solenoid are based on an unrestricted flow of air at 20°C, with solenoid mounted on the equivalent of an aluminium plate measuring 86 mm square by 3.2 mm thick
Thermal Resistance	10.8 (°C/watt)
Rotor Inertia	2.56 (gm-cm ²)
Weight	85 g
Dimensions	See page C10

How to Order

Add the coil awg number (0XX) to the part number (for example: to order a 25% duty cycle clockwise rotation unit rated at 12.7 VDC, specify 195927-029).

Please see www.ledex.com (click on Stock Products tab) for our list of stock products available through our distributors.

Size 2EVM — Typical Torque @ 20°C



- Continuously pulsed at stated watts and duty cycle
- Single pulse at stated watts (with coil at ambient room temperature 20°C)
- Typical energise time based on a 3.53 mNm torque load including 1.4×10^{-6} kgm² of inertia
- Other coil awg sizes available — please consult factory
- Reference number of turns

Notes:

Torque curves shown are without spring.
Typical standard spring has a torque of 7.06 mNm.
Torque values are for reference only.

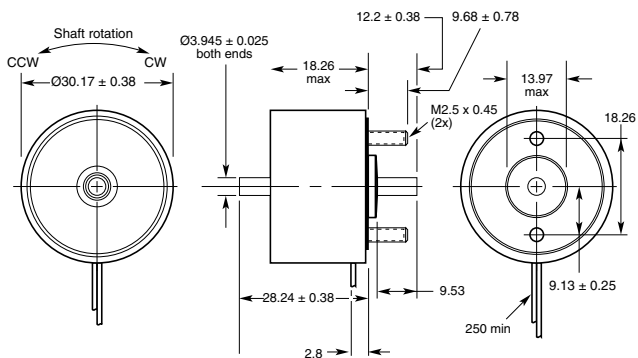
All specifications subject to change without notice.

BTA® Dimensions

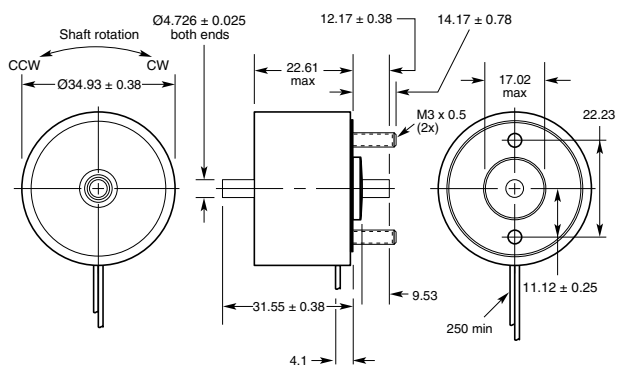
inches (mm)

ROTARY BTA®

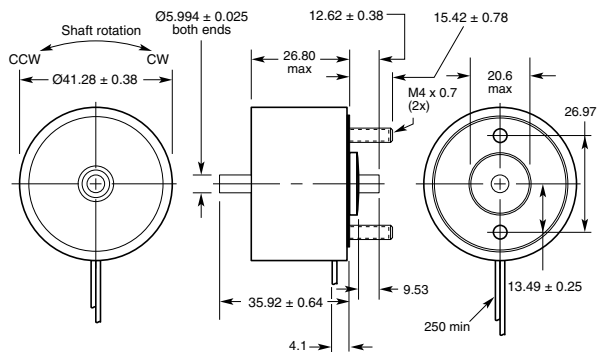
Size 2EVM



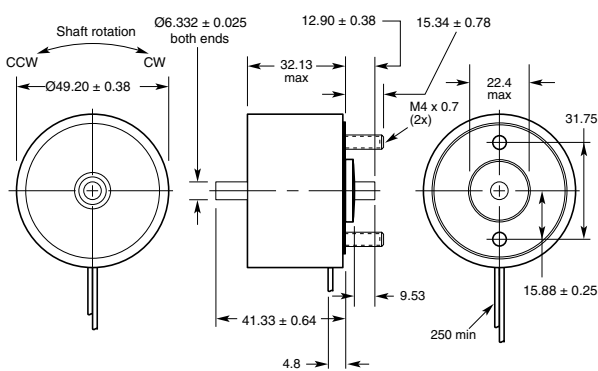
Size 3EVM



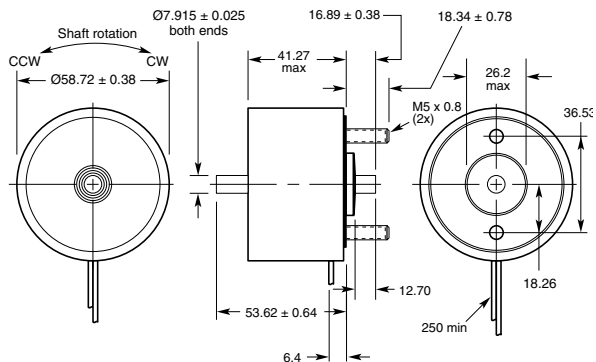
Size 4EVM



Size 5EVM



Size 6EVM



All specifications subject to change without notice.