

Ledex® Box Frame Size B22M-L — DC Operation

Magnetic Latching

Part Number: B22M - L - **X** **XX** - M- 36

Coil Selection
(from performance chart below)

Pole Configuration
1 Flat Face
2 60° Conical

All catalogue products manufactured after April 1, 2006 are RoHS Compliant

Specifications

Operation	Pull
Dielectric Strength	1500 VRMS for one second
Unlatch Voltage	See schematic and coil data below
Magnet Hold Force*	
Flat Face:	22 N (with return spring)
60° Conical:	4.5 N (with return spring)
Coil Insulation	Class " B": 130°C max. (standard); other temperature classes available
Coil Termination	(1) 3/16" QC; (1) 1/4" QC
Spring Force	0.31 N/mm; 4.8 N latched position
Plunger Pole Face	Flat face with return spring 60° with return spring (other options available)
Plunger Weight	35.2 g
Total Weight	212.8 g
Dimensions	See page H40

*In no power, latched position.

Performance

Maximum Duty Cycle	Unlatched			
	Voltage	50%	25%	10%
Maximum ON Time (sec)	n/a	485	167	47
Watts (@ 20°C)	9.9	19.8	39.6	99
Ampere Turns (@ 20°C)	1046	1482	2093	3314

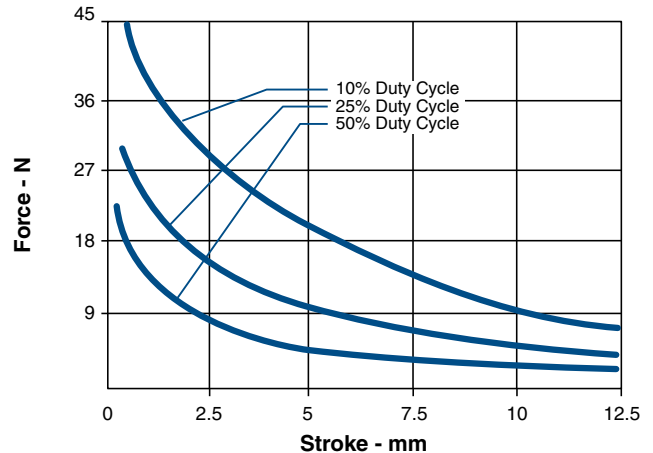
Coil Data						
Part Number	Resistance (@20°C)	Ref # Turns	Unlatch VDC	VDC (Nom)	VDC (Nom)	VDC (Nom)
B22M-L-X55-M-36	3.64	635	6	8.5	12	19
B22M-L-X54-M-36	14.55	1300	12	17	24	38
B22M-L-X53-M-36	58.18	2578	24	34	48	76
B22M-L-X52-M-36	232.73	5103	48	68	96	152
B22M-L-X51-M-36	1493.00	12744	120	172	240	385

NOTES:

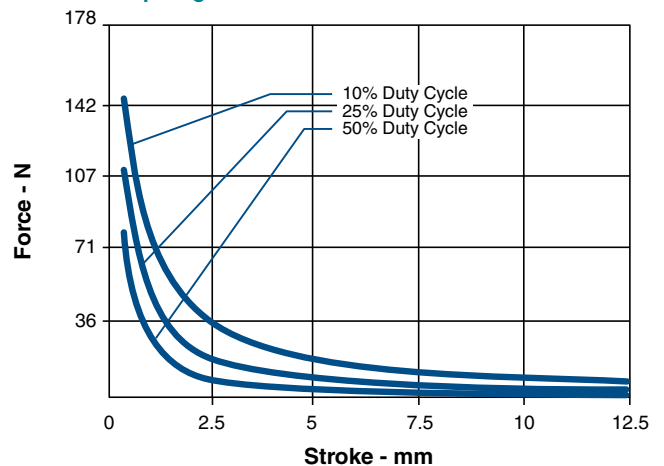
- All data is typical.
- Force testing is done with the solenoid in the horizontal position.
- All data reflects operation with no heatsink.
- Other coil terminations available.

Force values for reference only.

Typical Force @ 20°C – 60° Armature (Net, with Spring)

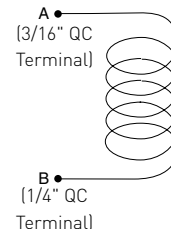


Typical Force @ 20°C – Flat Face Armature (Net, with Spring)



Coil Polarity

Latch: A+ B-
Unlatch: A- B+



How to Order

Select the part number from the table provided. (For example, to order a 25% duty cycle flat face unit rated at 48 VDC, specify B22M-L-153-M-36.

Please see www.ledex.com (click on Stock Products tab) for our list of stock products available through our distributors.

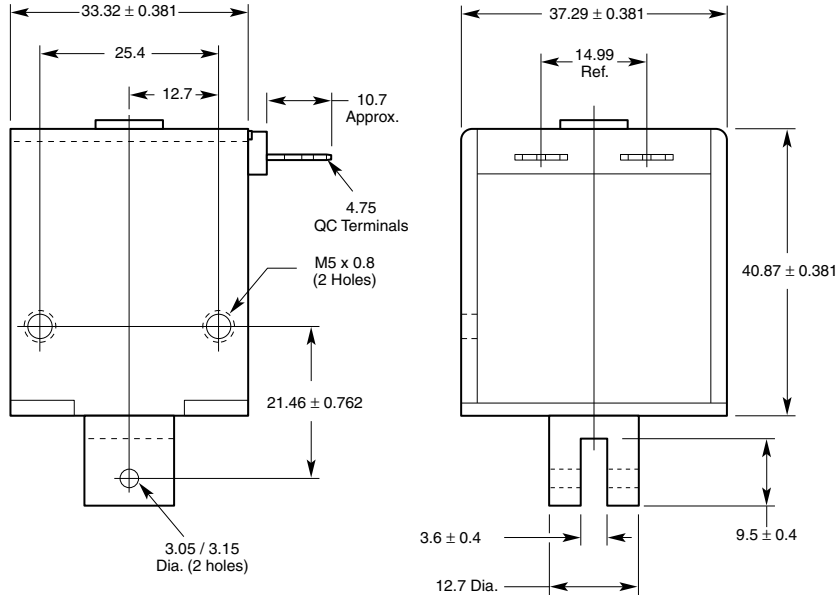
All specifications subject to change without notice.

Ledex® Box Frame Dimensions

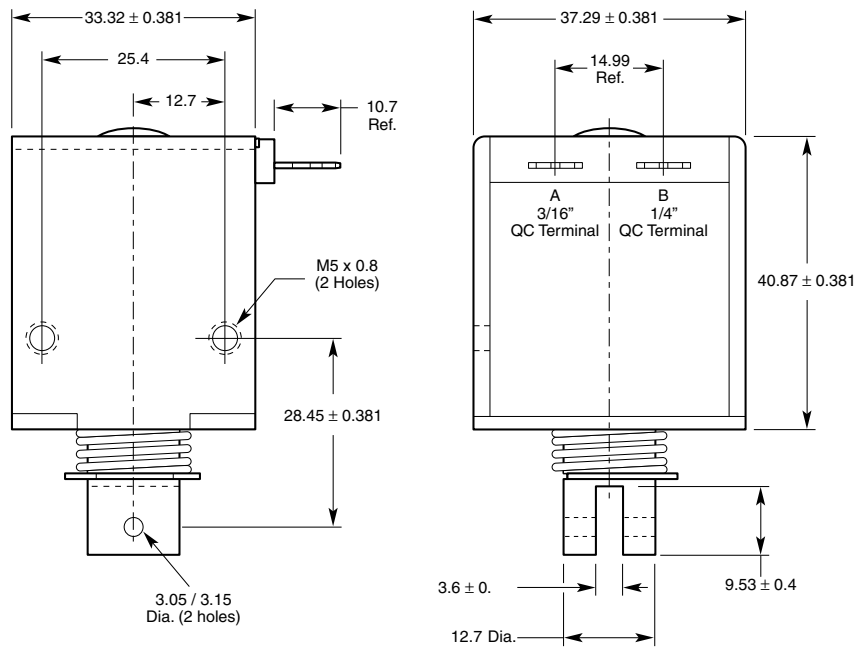
mm

All solenoids are illustrated in energised state

B22M



B22M-L



LINEAR Open Frame

All specifications subject to change without notice.